

Remarks at the OeNB Macroeprudential Policy Conference “Agnostic on non-banks?”¹

Barbara Novick, Vice Chairman

Vienna, Austria

May 9, 2019

Introduction

Good morning and thank you for inviting me to the Austrian National Bank. I am honoured to be speaking today, and I appreciate the opportunity to share BlackRock’s views.

My remarks reflect two recent BlackRock papers: ‘[Macroprudential Policies and Asset Management](#)’, and ‘[Taking Market-based Finance out of the Shadows](#)’. Since we published these, the debate on macroprudential policy has continued to evolve, particularly here in Europe.

As we heard from the previous speakers, a diversified financial services industry, serving multiple purposes for multiple end-clients, does not lend itself to a simple ‘one-size fits all’ set of rules. In designing any regulatory framework, it is important to carefully consider the different risks associated with different entities and products, and their inter-relationship in the broader financial ecosystem. In my remarks, I will review financial reform over the past ten years, and then identify the areas that should be the focus going forward to address the gaps and inconsistencies in financial regulation and residual risks in the financial system.

The Global Financial Crisis and post-crisis reform

Before we progress, it’s helpful to step back and evaluate what caused the crisis, and how policy makers and regulators have subsequently responded – as highlighted in Exhibit 1. Once we have done this, we can evaluate how the reforms are working, and whether there are any gaps remaining.

Exhibit 1: Great Financial Crisis led to meaningful new regulation

Key Causes Of The Crisis



New Regulations

Globally agreed regulatory reform

- Bank capital, stress testing and liquidity rules
- OTC derivatives trading and clearing rules
- Improved cash investing rules, including MMFs
- Alternative funds registration and reporting
- Mutual fund rules and reporting

Specific rulemaking in Europe

- Enhanced supervisory oversight at EU level
- Investment firm capital requirements
- Pre- and post-trade market transparency
- Securities finance transaction reporting
- CCP recovery and resolution planning

¹ This is the text of the speech as drafted and may differ from the delivered version.

At the heart of the crisis was a combination of poor underwriting standards, excessive leverage, gaps in the oversight of some financial institutions, and in some areas, fraud.

Since then, there has been considerable focus at the global level on reinforcing bank balance sheets with more capital, stress testing, and stricter liquidity rules. You could say the banking system has been bubbled-wrapped with capital and liquidity requirements. There has also been welcome reform of OTC derivative trading and clearing. Money market mutual funds (MMFs) face stricter rules. And, registration and reporting for alternative and mutual funds have become more comprehensive.

Moreover, Europe has enhanced oversight of systemically relevant firms and entities at the EU level, and continues to analyse ways to enhance the safety of the financial system. Capital requirements for investment firms have been re-calibrated based on the different types of risks inherent in their business model. Transparency has improved with more pre- and post-trade data available under MiFID, and the Securities Financing Transaction Regulation. The framework for Central Clearing Counterparties' (CCPs) recovery and resolution, to deal with the unlikely event of their failure, remains a work in progress.

Several years ago, policymakers began to discuss extending the macroprudential toolkit to include 'non-bank financial intermediation' or 'market-based' finance. Often, this discussion does not distinguish between the risks associated with different entities and products or the contribution market-based finance brings in terms of financial stability and long-term economic growth. As we will discuss next, the differences between market-based finance and shadow banking are extremely important, and policy makers may need to reconsider these assumptions.

Distinguishing market-based finance from shadow banking

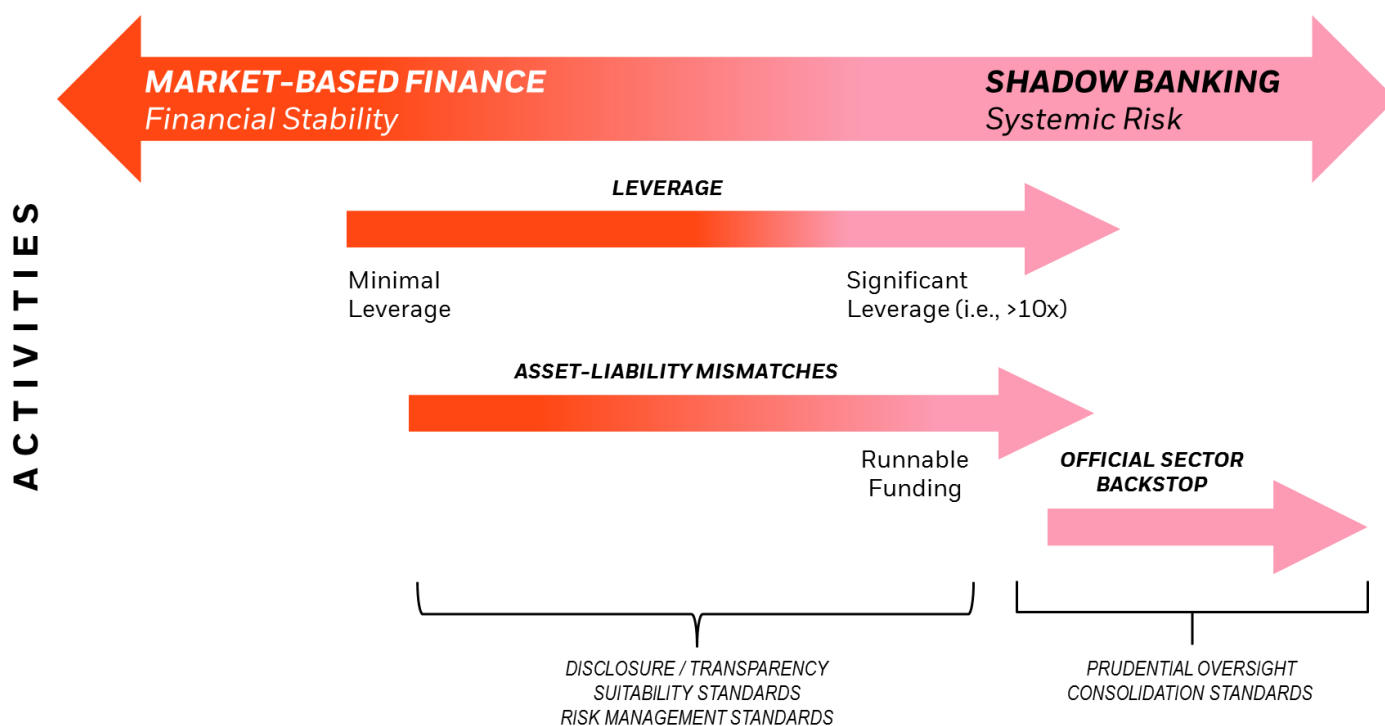
While we welcome the move away from the use of the term 'shadow banking' as a catch all phrase, non-bank finance should be viewed as a continuum that reflects the risks of different entities and activities, as shown in Exhibit 2. At one end of the spectrum is market-based finance – which underpins financial stability; at the other is shadow banking – which presents systemic risk.

There are three key criteria for determining what constitutes shadow banking. Firstly, where longer-term investments are funded by short-term ('runnable') funding: this introduces a bank-like mismatch between assets and liabilities. Secondly, significant leverage: securities brokers or investment banks typically have significant leverage and are classified as shadow banking. Finally, any entity subject to official sector backstops – such as Structured Investment Vehicles or off-balance sheet conduits – would be considered shadow banking.

By contrast, market-based finance can be identified by use of equity capital, minimal leverage, and absence of official sector backstops.² For example, mutual funds, ETFs, and MMFs (post-reforms) typically have a floating or low volatility net asset value, use little to no leverage, and explicitly do not offer guarantees or have access to central bank liquidity. Understanding these differences is essential before developing a macroprudential framework for non-banks.

² Some commentators have suggested that mutual funds still represent a financial stability risk because of connections to sponsoring banks, who may intervene to support the funds during stress. This is known as 'step-in' risk. Whilst this may have been a concern before the crisis, there has been work undertaken by the Basel Committee and Financial Stability Board to develop new regulations that preclude this behaviour.

Exhibit 2: Non-Bank Finance risk-based continuum



Some commentators and policymakers have suggested that mutual funds present ‘run risk’ and could be forced into ‘fire sales’ of assets during stressed periods.³ As laid out in the continuum, we agree that shadow bank entities present run risk, due to asset-liability mismatches, which may leave the entity unable to produce enough liquid assets to pay liabilities that are coming due. This can lead to forced sales of assets, or insolvency. In contrast, mutual fund shares reflect equity ownership of the underlying assets, and the value of the shares fluctuates with the value of the assets, meaning the funds’ ‘liabilities’ are equal to that of its assets. Moreover, post-crisis, liquidity risk management oversight has been strengthened (more on this later), and in the EU, UCITS funds have an increasingly broad toolkit of liquidity measures, including ‘swing pricing’,⁴ gates and other powers for managers to suspend dealing, which taken together eliminate the potential for ‘first-mover advantage’ during stressed periods.

Clearly, both shadow banking and market-based finance should be regulated, but it is critical that rules are tailored to address the risks inherent in each. The conceptual framework I have presented can provide a basis for doing so. Entities that are closer to bank-like activities may pose systemic risk and should be subject to bank-like regulation. On the other hand, entities closer to market-based finance should continue to be covered by securities markets regulation, with a focus on system-wide regulation of products and activities.

³ See for example, Luis de Guindos, ECB, November 2018: “[Coming to the forefront: the rising role of the investment fund sector for financial stability in the euro area](#)”.

⁴ Swing pricing adjusts a funds’ share price to account for the impact of shareholders trading in and out of the fund.

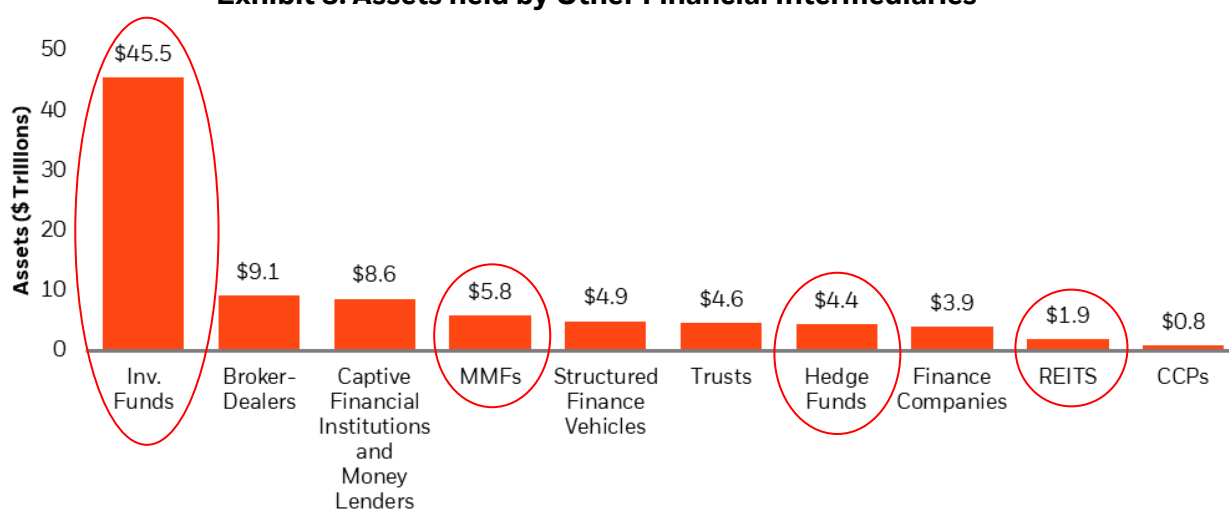
Measuring non-bank finance

Let me now connect the conceptual framework to the attempts to measure non-bank finance. Much has been made of the post-crisis growth of non-bank finance, and the growth in mutual funds' assets under management.⁵ There has been less focus on the nature and type of risks associated with different market participants and different investment vehicles.

I will focus here on the Financial Stability Board's (FSB) global monitoring of non-bank financial intermediation. The FSB has rightly noted the benefits of market-based finance in diversifying sources of funding, which promotes financial stability. Additionally, a 2017 letter to the G20 noted that "financial stability risks from the toxic forms of shadow banking...no longer represent a global stability risk".⁶ However, these observations are not fully borne out in the FSB's data reporting.

The FSB collects and reports data on non-bank finance in two categories: (i) the 'broad measure', which captures 'Other Financial Intermediaries' (OFI), including market-based finance, as shown in Exhibit 3; and (ii) the 'narrow measure', based on 'economic functions', which is dominated by investment funds, as shown in Exhibit 5.

Exhibit 3: Assets held by Other Financial Intermediaries⁷



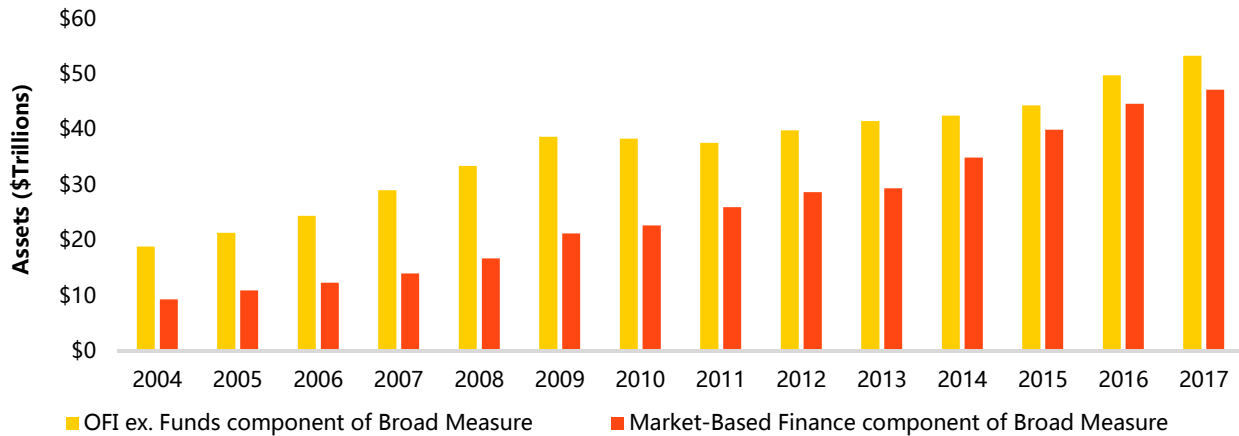
By aggregating together activities regardless of risk characteristics, both the broad and narrow approaches fail to distinguish between positive and negative practices. Exhibit 4 gives a disaggregated view of the data in the broad measure, separating out investment funds, MMFs, hedge funds, and REITS from the broad measure. When viewed in this light, you can see the trends in non-bank financial intermediation where 'shadow banking' assets peaked in 2007 and 2008. While the market-based finance component has grown significantly, this reflects a healthier and more diversified financial system.

⁵ While some attribute the growth to regulatory arbitrage between banks and non-banks, this overlooks the extraordinary monetary policies implemented by central banks since the crisis, increasing demand for non-cash investments and increasing asset prices. In Europe, another factor at play is the ongoing difficulties faced in resolving legacy non-performing loans in the banking sector, which restricts lending capacity.

⁶ Mark Carney, [FSB Letter to G20 Leaders](#), July 2017

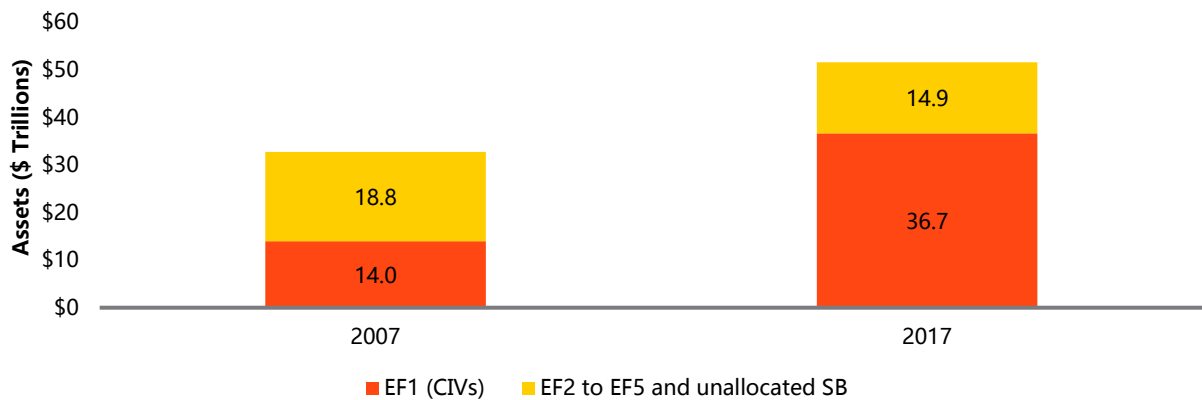
⁷ Source: [FSB Global Monitoring Report on Non-Bank Financial Intermediation 2018](#). Data shown is as of year-end 2017.

Exhibit 4: Broad measure separating ‘shadow banking’ and ‘market-based finance’⁸



Looking at the ‘narrow measure’ of shadow banking, we see a similar dilemma. Here, the FSB collects data based on five ‘Economic Functions’: EF1 is comprised primarily of investment funds and reformed MMFs. Economic Functions 2 through 5 consist of riskier forms of bank-like lending.⁹ As with the broader measure, the narrow measure includes all collective investment vehicles covered by the global monitor, regardless of the risks involved, which falsely gives the impression of rapidly growing risk. Exhibit 5 separates out EF1 from EF2 through EF5. Looking at the data this way, it is clear that shadow banking risks have decreased, whilst the size of market-based finance has increased – this is consistent with the language used by the FSB, and demonstrated in Exhibit 6.

Exhibit 5: Growth of assets in open-ended Collective Investment Vehicles (CIVs) compared to other activities¹⁰

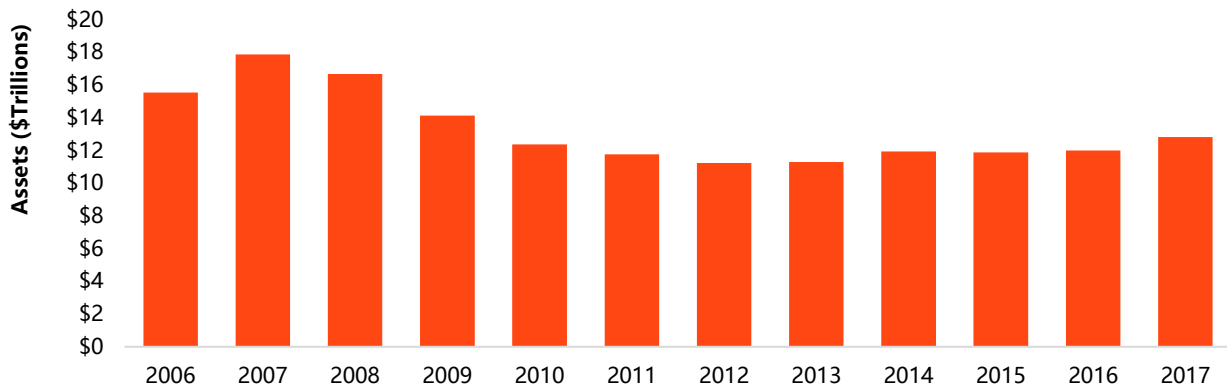


⁸ FSB data, see footnote 5.

⁹ Specifically: EF2 = Lending dependent on short-term funding; EF3 = Market intermediation dependent on short-term funding or secured funding of client assets; EF4 = Facilitation of credit intermediation; EF5 = Securitization-based credit intermediation.

¹⁰ FSB data, see footnote 5.

Exhibit 6: Narrow measure of shadow banking (ex-CIVs)



The aggregated reporting masks the true risks within shadow banking as all of the focus is on the aggregated numbers rather than on the component pieces. We recommend that all of this data continues to be collected, however, we urge the FSB to change their reporting to break out market-based finance from shadow banking to better reflect the risks involved and the areas that warrant additional focus.

The asset management business model and ecosystem

With this in mind, let me now focus on the asset management sector. As you can see in Exhibit 7, the asset management business model is fundamentally different to other financial institutions, such as banks, insurers, and broker-dealers.

Exhibit 7: Asset management business model

Asset managers:

- Act on behalf of clients
- Rely on a generally stable fee-based income stream
- Are subject to regulatory oversight at both the manager and portfolio levels

Asset managers do not:

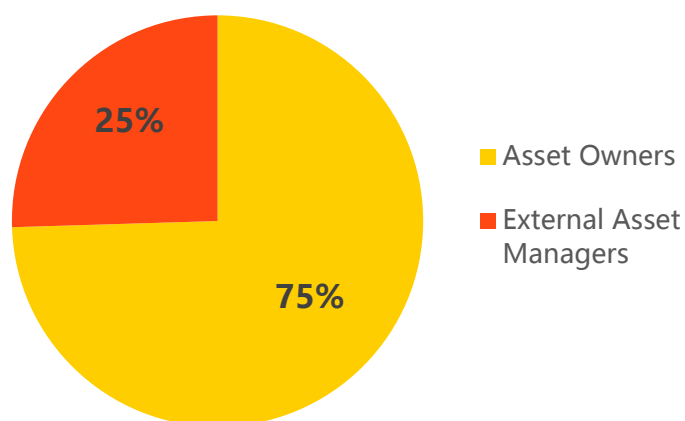
- Invest with their own balance sheets by engaging in principal trades
- Employ balance sheet leverage
- Guarantee investor principal, nor do they offer a government guarantee or backing
- Provide liquidity for funds
- Have access to central bank liquidity

Asset managers are fiduciaries, acting on behalf their clients, they rely on a generally stable fee-based income stream, and are subject to regulatory oversight at the level of both the portfolio or fund, and of the manager. Critical differences with the rest of the financial sector are that asset managers make limited use of their balance sheet (funds and client assets are held in separate legal entities – typically prudentially-regulated custodian banks), and do not have access to official sector backstops (i.e. central bank liquidity). Moreover, asset managers do not guarantee investor principal, nor do they provide liquidity for funds.

The work being carried out between the FSB and International Organisation of Securities Commissions (IOSCO) has recognised these differences. The Recommendations put forward by the FSB in its 2017 report, and the subsequent work taken forward by IOSCO, has focused primarily on liquidity risk management in funds and measuring the use of leverage in funds.¹¹ We welcome both of these initiatives. BlackRock has long been an advocate of raising the bar in liquidity risk management, and we believe that, done correctly, collecting data on leverage in funds should help regulators target supervision on the risks that may emanate from individual strategies.

The asset management sector itself is a very diverse ecosystem. There is a persistent misconception that asset managers have oversight of the majority of investable assets in the market. In fact, nearly 75% of assets are managed by asset owners on their own behalf. The remaining 25% managed by asset managers itself contains significant diversity. Firms may vary depending on their product offering – some focusing on equities, others focusing on fixed income; their client focus – some have mostly institutional clients, while others are more oriented towards individual, or ‘retail’ clients; and also on their ownership structure – for example, in Europe, most asset managers are part of a larger financial institution – such as a bank or insurance company – where in the US, many asset managers are independent or privately held. Regulatory initiatives on step-in risk (globally) and Solvency II and MMFR (in the EU) have sought to address related ownership risks.¹² This diversity needs to be factored into any analysis of the asset management sector.

Exhibit 8: Who manages the assets?¹³



¹¹ See FSB [Policy Recommendations to Address Structural Vulnerabilities from Asset Management Activities](#); IOSCO [Recommendations for Liquidity Risk Management for Collective Investment Schemes](#); IOSCO [Leverage Report](#).

¹² See BIS's October 2017 [initiative on identification and management of step-in risk](#).

¹³ Source: McKinsey Performance Lens Global Growth Cube. As of year-end 2017. See also FSB report at footnote 10.

Differentiating Market Risk and Systemic Risk

With all of this in mind, let us now turn to the focus of the conference, and consider the different concepts of systemic risk and market risk. As the definitions in Exhibit 9 show, systemic risk relates to severe market disruptions that have serious negative consequences for the real economy, transmitted across firms and markets. By contrast, market risk is present in markets at all times, and reflects normal price adjustments.

Clearly, we are all in agreement that systemic risk should be addressed. For today's discussion, we note that some of the measures proposed conflate the risk of financial loss, or market declines, with systemic risk. It is important to be clear on the implications of market risk for different financial institutions. For example, in the banking sector, market risk can result in direct losses on assets on the bank's balance sheet, creating solvency issues and – given bank's leverage and interconnectedness – could lead to systemic risk.

By contrast, in the asset management sector, market risk may lead to losses within mutual funds, that are dispersed among the fund's shareholders, or losses in separate accounts that explicitly belong to the asset owners. Since none of these assets are on the asset manager's balance sheet, they do not translate into solvency or liquidity issues for the asset manager. Simply put, asset managers do not "fail", and therefore they cannot pose systemic risk, which explains the pivot of the FSB and other systemic risk monitors to focus instead on products and activities.

Exhibit 9: Policymaker definitions of Systemic and Market Risk¹⁴

What is systemic risk?

*"a risk of **disruption** in the financial system with the potential to have serious negative consequences for internal market and the real economy."*

– European Systemic Risk Board (ESRB)

"the risk of widespread disruption to the provision of financial services that is caused by an impairment of all or parts of the financial system, and which can cause serious negative consequences for the real economy."

– IMF-FSB-BIS

"non-bank leverage can support financial market functioning, but it can also expose non-banks to greater losses and sudden demands for high-quality collateral, which could result in forced sales of potentially illiquid assets."

– Bank of England

What is market risk?

*"the risk that an overall **market will decline**, bringing down the value of an individual investment in a company regardless of that company's growth, revenues, earnings, management, and capital structure."*

– FINRA

*"the risk of **financial loss** resulting from movements in market prices."*

– Federal Reserve Board

*"the **risk of losses** in on and off-balance sheet positions arising from adverse movements in market prices."*

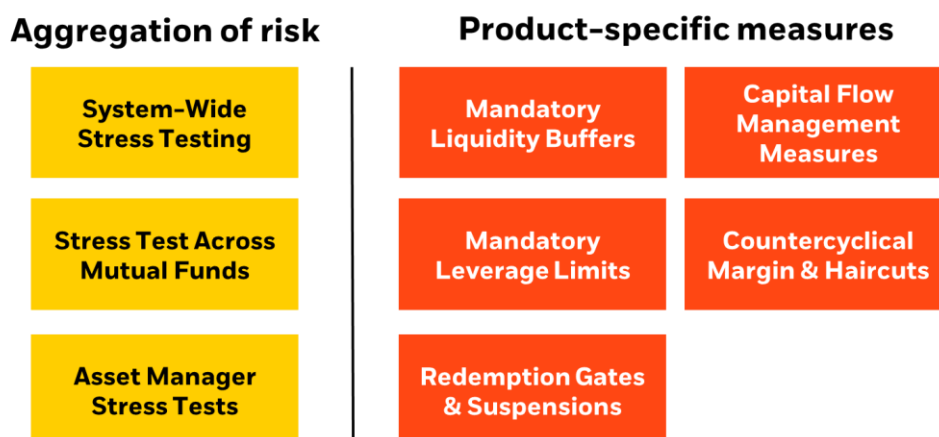
– European Banking Authority (EBA)

¹⁴ See [ESRB Regulation](#) (Nov. 24, 2010); IMF-FSB-BIS, [Elements of Effective Macroprudential Policies](#) (Aug. 31, 2016); Bank of England [Financial Stability Review](#) (Nov. 2018); [FINRA Market Risk: What You Don't Know Can Hurt You](#) (Jun. 24, 2016); Federal Reserve Board [Market Risk Management](#) (May 17, 2016); EBA [Market Risk](#).

Macprudential policies and tools under discussion

So, let's now turn to the macroprudential policies and tools currently under discussion in the EU. Conceptually, we group the tools that have been proposed into two categories, as shown in Exhibit 10: firstly, those that aggregate risk across groups of funds; and secondly, product-specific measures applied at the level of the fund. I discuss each of these in turn, before presenting an alternate approach which more effectively addresses risks in asset management.

Exhibit 10: Classifying macroprudential tools under discussion



Stress testing in asset management

Some policymakers have suggested that the stress-tests that take place in the banking sector should be replicated for the asset management sector. Proposals have included system-wide stress tests, stress tests across mutual funds, and top-down stress tests of asset managers.

System-wide stress tests aim to capture the effects of collective selling of assets by funds and other investors, in order to identify potential systemic risks where the application of macroprudential policies may be warranted. Earlier, I showed you the diversity of the asset management ecosystem. Clearly, any system-wide stress test would need to include the 75% of assets managed in-house by asset owners in order to capture the dynamics of the asset management ecosystem and how various entities interact with the financial system. This would include pension schemes, insurers, sovereign wealth funds, endowments, and other end investors.

The data required to undertake such an analysis is often lacking. As an alternative, some policymakers have therefore proposed stress tests across only mutual funds, where regulatory reporting requirements make data widely available. The intention in this case would be to perform a partial test of a subset of the financial system. This approach leaves out the majority of asset owners, including many who may be buying when other investors are selling particular securities.

Leaving aside the data availability issues, there are additional challenges in performing top-down stress tests. Often, the framework for such tests assume homogenous behaviour across asset managers. However, it is important to note that asset managers manage money on behalf of multiple asset owners who often have different risk tolerances and time horizons. DB pension schemes, DC pension schemes, insurers, sovereign wealth funds, and

individual investors, to name a few, each have different investment objectives and constraints. Asset managers control asset allocation decisions within the investment guidelines agreed with the client, and different investment styles lead to different decisions – for example, index portfolios hold benchmark weights, active portfolios are under- or over-weight relative to the benchmark, and absolute return strategies are often unconstrained.

Much of the literature on financial stability and proposals around stress testing focuses on understanding the drivers behind shifts in asset allocation. Given the important role that asset owners play in asset allocation, it is critical to have a better understanding of their various objectives and constraints, in order to attempt to model their behaviour in different scenarios.

Another area of continuous discussion is bond funds. Policymakers have considered stress tests across bond funds, with a view to understanding what impact they might have on financial stability in stressed situations. Again, however, bond funds are themselves a diverse subset of mutual funds, with many different strategies representing significantly different risks. Exhibit 11 gives an illustration of this, based on US bond fund data, and Exhibit 12 shows a similar breakdown for EMEA-based funds. Each of these categories have different investment strategies, benchmarks, and types of clients. Notably, most of these funds include a large percentage of highly liquid assets that can easily be sold if necessary.

Given this diversity, it is more sensible to narrow the focus to categories of funds that present unusual risks, following up with industry-wide product regulation – similar to the approach taken with MMFs in both the EU and the US. One category that is often cited is bank loan funds as they present different risks than intermediate term bond funds. In the EU, UCITS and UCITS ETFs are not allowed to hold bank loans, and most AIFs are required to be closed-ended and limited to institutional investors. Taken together, these measures mitigate concerns about ‘bank loan funds’ in the EU.

Exhibit 11: 10 Largest US open-end bond mutual fund categories¹⁵

Morningstar Category¹⁶	AUM (\$ millions)	AUM (%)
Intermediate-Term Bond	1,324,469	33.7%
Short-Term Bond	327,924	8.3%
World Bond	247,900	6.3%
High Yield Bond	240,646	6.1%
Multisector Bond	231,163	5.9%
Muni National Interm	213,298	5.4%
Ultrashort Bond	155,912	4.0%
Muni National Short	125,292	3.2%
Inflation-Protected Bond	112,907	2.9%
Nontraditional Bond	112,439	2.9%

¹⁵ Source: Simfund. As of March 31, 2019

¹⁶ Morningstar, [The Morningstar Category Classifications](#), April 29, 2016.

Exhibit 12: Largest fund sectors of EMEA and cross-border open-end bond mutual funds¹⁷

Broadridge Fund Sectors	AUM (\$ millions)	AUM (%)
Global Currencies	342,944	15.4%
EUR	184,681	8.3%
Emerging Markets	161,942	7.3%
Flexible	142,880	6.4%
EUR Short-Term	142,462	6.4%
EUR Corporate Investment Grade	123,188	5.5%
Global High Yield	104,613	4.7%
GBP Corporate Investment Grade	88,111	4.0%
Target Maturity	75,266	3.4%
Global Corporates	73,631	3.3%

Macprudential measures for investment funds

Three measures have been proposed as potential macroprudential tools applied to funds: mandatory liquidity buffers, mandatory leverage limits, and redemption gates and suspensions. I will briefly discuss each of these in turn.

Mandatory liquidity buffers have been proposed, which would entail funds holding a proportion of highly liquid assets in order to meet elevated redemptions, and to dampen the effects of asset sales¹⁸. These proposals have a serious downside; firstly, they imply a level of liquidity which might be overstated. The principle to hold enough liquid assets to meet redemptions seems simple and indeed forms the core of managers' ongoing liquidity stress testing. In practice, this is subject to significant assumptions and estimates. It also does not reflect that liquidity asset-by-asset class is continually evolving and will depend on a significant number of variables such as market circumstances and size of and latency of trades. A liquidity buffer designed for normal market conditions is unlikely to be sufficient to cover heightened redemptions – in essence, in a 'real run', a fund's liquidity will be quickly depleted, even if funds have tools available to manage redemptions. As an example, Third Avenue had nearly 16% in liquidity assets, but chose to close the fund to protect investors in the fund from further redemptions.¹⁹ Hence, requiring funds to maintain a cash buffer – either to be drawn down during stressed periods, or built up during 'good times' – would have no benefit for financial stability, would likely be insufficient, whilst also disadvantaging end-investors by introducing a cash drag on performance.

Some have also proposed *mandatory leverage limits*, to be applied across all funds irrespective of investment strategy. This is also problematic. As IOSCO has realised in its work on developing measures of leverage in funds, there are significant challenges in defining leverage, and especially defining a single measure of leverage. For example, is a currency-hedged bond fund risky or not? Is a long-duration bond fund used to offset long pension

¹⁷ Source: Broadridge FundFile. As of February 2019.

¹⁸ ECB, 2019, [Macroprudential tools for investment funds](#)

¹⁹ For more detail on the Third Avenue event, see SEC [Third Avenue Trust and Third Avenue Management LLC: Notice of Application and Temporary Order](#).

liabilities risky or not? Each of these strategies will use derivatives in some form, but simple measures do not account for economic exposure, and therefore risk; in fact, in the two cases just cited, these derivatives are necessary to reduce risk rather than amplify it. On top of this, leverage is not additive across funds as the investment strategies differ significantly; a different, more nuanced approach is needed.

It has also been suggested that policymakers could be given the powers to place *redemption gates and suspensions* on single funds, or across whole groups of funds. Although asset managers have these tools available themselves, and they have been used as part of their fiduciary duty to investors,²⁰ it is argued that asset managers only consider their own funds, and not the wider impact of the system. While it is true asset managers only have control over funds they manage, asset managers actively think about the system as a whole, incorporating this into scenario planning and risk management measures. Moreover, the case of asset managers using redemption gates is quite different to a central bank imposing gates to stop the sales of specific types of securities. A central bank closing a single fund or a group of funds to prevent investors from selling assets could be highly procyclical, causing a serious run on other funds holding those assets. Importantly, it would not stop direct holders of the assets, who would likely be more inclined to sell their holdings, from doing so, both exacerbating financial stability concerns and clearly raising fairness issues. In the EU, some securities regulators have powers to intervene in fund redemptions. Where this is the case, it is important to ensure that there is adequate information regarding the asset composition, liquidity profile, and investor base of a fund to ensure that closing a fund for idiosyncratic reasons does not trigger a systemic risk event. In practice, we have seen regulators requesting enhanced reporting and supervisory oversight in response to stress events – such as the UK referendum in 2016.

A few commentators have suggested that macroprudential tools for mutual funds be paired with providing official sector backstops for funds. In particular, the idea is for central banks to provide a liquidity facility. As we wrote in our comment letter to the US Financial Stability Oversight Council (FSOC) in 2015, we do not recommend pursuing this approach. Banks' access to central bank liquidity reflects the potential for a bank to become insolvent and/or to face a liquidity crisis based on a run on bank deposits, which in turn triggers a systemic risk event. Asset managers and mutual funds do not present solvency risks, nor do funds present bank-like liquidity risks, since the price of mutual fund shares fluctuate. Rather than providing certainty, an official sector backstop for funds would create the potential for moral hazard, and would socialise risk. In addition, the presence of an official sector backstop would blur the line between bank deposits that have government credit and liquidity backstops, and mutual fund investments that have neither. More detail on each of these concerns can be found in our letter.²¹

Macroprudential measures not specific to funds

This naturally takes us to '*capital flow management measures*' (CFFM), measures to restrict the size or composition of capital flows. This term has appeared in several IMF, BIS, and FSB publications as part of post-crisis systemic risk discussions.²² CFFM is simply a euphemism for capital controls, and, if applied, the negative consequences for markets – including investor confidence and market distortions – would outweigh any potential benefits. You may recall that during the 2008 crisis, the US and several other countries banned short sales

²⁰ For example, the 2016 UK referendum on its membership of the EU prompted several managers of UK property funds to suspend redemptions, based on their judgement of the situation.

²¹ For further discussion, see BlackRock's 2015 letter to FSOC's [Notice Seeking Comment on Asset Management Products and Activities](#).

²² See, for example, IMF-FSB-BIS (Aug 2016) [Elements of Effective Macroprudential Policies](#).

of financial stocks. Looking back, these bans had little impact on stock prices, while significantly lowering market liquidity and increasing trading costs.

Finally, some have suggested that policymakers should be able to set *countercyclical margins and haircuts* on securities financing transactions and derivatives, in order to address perceived procyclicality. These suggestions ignore the fact that haircut setting is an important way to protect against counterparty risk by incorporating the volatility of the collateral's value. This tool is therefore likely to be pro-cyclical – as providers of capital may well refuse to participate – resulting in a reduction in market liquidity when it is needed most.

A Products and Activities approach

With all of this in mind, it is important to step back and consider what problems we are trying to solve. As I mentioned earlier, we agree on the benefits of avoiding or mitigating systemic risk, however, we are concerned that the macroprudential tools that have been suggested are both pro-cyclical and ineffective at addressing risks in asset management. We instead posit an alternative approach which will be effective in addressing risks in asset management while mitigating unintended consequences.

Exhibit 13: Products and Activities approach to addressing risks

Collect & Monitor Data on Funds	<ul style="list-style-type: none"> • Extensive new reporting requirements for UCITS and AIFs • Use data to screen for outliers and monitor trends
Liquidity Risk Management	<ul style="list-style-type: none"> • IOSCO report issued in February 2018, providing 17 recommendations for liquidity risk management best practices • Encourage broad tool box, including swing pricing and ability to gate a fund
Measure and Assess Leverage	<ul style="list-style-type: none"> • IOSCO consultation paper issued in November 2018, which solicited comments on measuring and assessing leverage • Understand use of derivatives and risk implications • Level two analysis of fund redemption feature
ETP Classification	<ul style="list-style-type: none"> • The term “ETF” should be reserved for registered (or publicly available) non-complex funds that invest primarily in stocks and bonds • Levered and inverse products should not be referred to as ETFs
CCP Resilience	<ul style="list-style-type: none"> • Resilience should come before recovery and resolution • Learnings from Nordic failure

Let me briefly describe key elements of a system-wide products and activities approach in asset management:²³

- Post-crisis, regulators collect extensive data through reporting requirements for UCITS and AIFs. This can and should be used to screen for outliers and monitor risks by the funds’ supervisors
- We have long advocated for raising the bar on liquidity risk management as a critical aspect of managing funds. This has been reflected by IOSCO’s recent report, and accepted by the FSB. In Europe, The European Systemic Risk Board’s (ESRB)

²³ See also [‘What is a Systemically Important Institution: Leverage and Function are more Significant than Size](#), Barbara Novick Submission to MIT Center for Finance and Policy SIFI Contest

recommendations on liquidity and leverage in investment funds recommend that it is important for fund managers to be given a broad range of tools to better manage such risks. These include pricing mechanisms such as swing pricing or dual pricing, comprehensive liquidity stress testing on fund portfolios, the ability to apply investor gating in the case of aggregate redemptions above a certain threshold or to suspend dealing in funds in extreme market conditions.²⁴ While a number of key jurisdictions in the EU make the full suite of tools available to managers, this is not uniformly applied across the EU. This inconsistency could be one area on which policy makers focus.

- We agree, and pointed out early in discussions about systemic risk, that leverage is an important contributor to risk. IOSCO is currently studying this and has identified the need for a two-step process – screening funds, and then looking more closely at redemption terms and other factors. EU legislation already imposes leverage limits on UCITS; and AIFs that are more than three times levered must report on their leverage levels and stress testing practises.²⁵
- Another important area is CCPs.

The use of central clearing is one of the positive outcomes of post-crisis regulation. That said, we consider this an area of unfinished business. While there has been a substantial focus on recovery and resolution, we need to talk about the ‘three Rs’, which includes resiliency. The recent NASDAQ Nordic CCP experience should provide helpful lessons, including the need for CCPs to have more capital at risk; more robust margin models for exchange-traded derivatives; improving auction processes to expand participation beyond clearing members; involving supervisors much earlier on in the process; and improving transparency through standard, meaningful disclosures.²⁶ CCP resilience is a critical part of supporting financial resiliency, particularly given their new role post-crisis; addressing resilience should come before recovery and resolution.

I’d like to finish by taking a look at ETFs, which are often discussed as an area of concern for policy makers.

We recommend differentiating the risks of various types of Exchange-Traded Products (ETPs). We need an ETP classification system where the term ‘ETF’ is reserved for publicly available non-complex funds that invest primarily in stocks and bonds. In this construct, complex products such as levered and inverse products would not be referred to as ETFs. IOSCO is currently working on updating its principles for ETF regulation, and we welcome their ongoing work to address gaps in consumer protection and market structure.

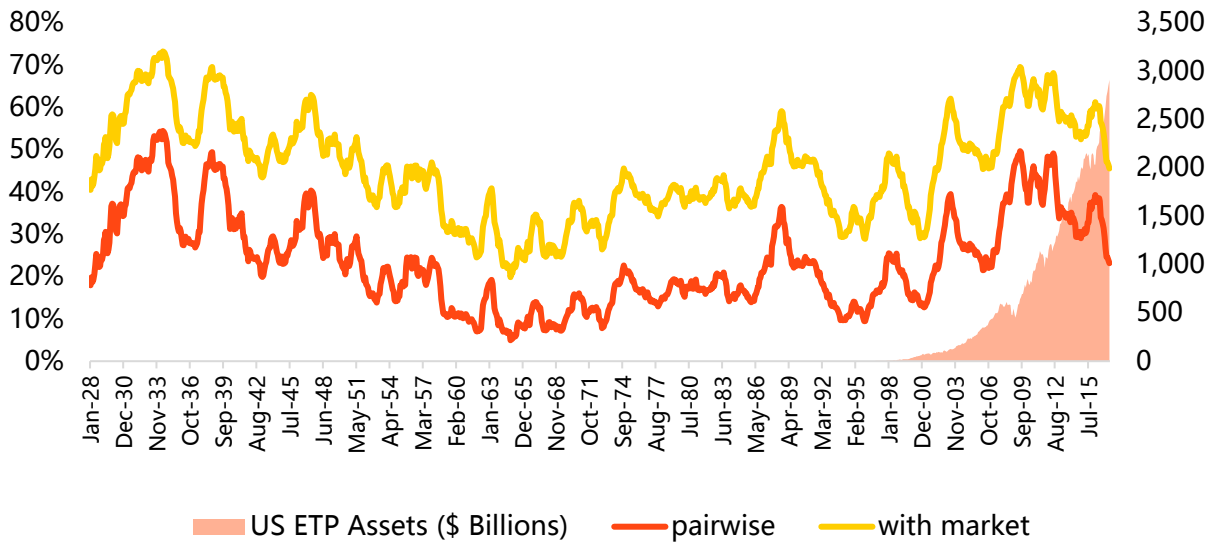
A number of commentators have suggested that ETFs drive market distortions and stock bubbles, however, the data does not substantiate this hypothesis. In fact, correlations in asset class returns are not propelled by index investing. Common macroeconomic factors – such as global interest rate policy and changing supply and demand conditions – can often explain why investors see higher correlations across markets. As Exhibit 14 shows, stock return correlation decreased between 2015 and 2017, despite record growth for index funds. Indeed, correlations were higher in the 1930s, before the advent of index investing, than they are today.

²⁴ For further information, see EFAMA-AMIC’s report on [Managing fund liquidity risk in Europe](#).

²⁵ For further information, see EFAMA-AMIC’s Joint Paper on [Use of Leverage in Investment Funds in Europe](#).

²⁶ We discuss these issues in more detail in our recent ViewPoint: [An End-investor Perspective on Central Clearing – Looking Back to Look Forward](#)

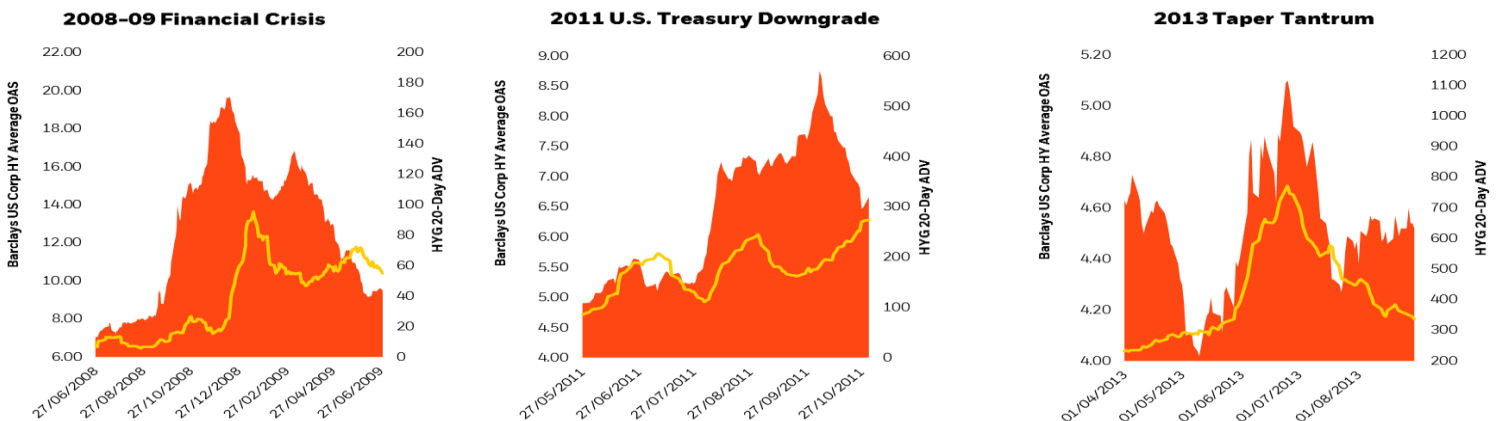
**Exhibit 14: Average pairwise stock return correlations from 1926-2017
12-month trailing moving averages**



Some commentators have suggested that during stressed conditions, ETFs may amplify market volatility and impact financial stability. Again, the data does not substantiate this hypothesis. In the past decade, ETFs have been tested in numerous stressed markets, including the 2008 financial crisis, 2011 US treasury downgrade, and 2013 ‘Taper Tantrum’. In each event, ETFs have contributed to financial stability by providing additional liquidity, demonstrated by increased trading volumes, materially tighter spreads (as shown in Exhibit 15), and no forced selling.

In April 2019, the SEC’s Fixed Income Market Structure Advisory Committee (FIMSAC) published a report that examines episodes of increased volatility, and finds that in periods of stressed market conditions, ETFs have generally served as vehicles of price discovery.²⁷ In addition, the liquidity of high-yield bond ETFs has tended to increase compared to the liquidity of the underlying high-yield market in times of stress. Amid the 2008 financial crisis, ETFs traded \$25 trillion dollars worth of shares – the most ETF volume traded in a single year, ever. These elevated trading volumes show that investors turn to ETFs in times of market volatility to adjust positions in a fast-changing market.

Exhibit 15: Examples of fixed income ETF liquidity in stressed markets²⁸



²⁷ See SEC [Subcommittee on ETFs and Bond Funds Report](#), April 2019

²⁸ Source: BlackRock, Bloomberg

Concluding remarks

Standing here in 2019, we face a different set of issues than in 2009. Much of the work done by policy makers has made the financial system more resilient. That said, we should not be complacent and we should continue to ask questions and analyze potential risks.

I hope your takeaways from this talk include:

- (i) we all agree on the benefits of avoiding or mitigating systemic risk;
- (ii) we have genuine concerns regarding the potential negative impacts of applying the macro-prudential toolkit to asset managers and investment funds not just from the perspective of fiduciary to clients but also from the perspective of financial stability;
- (iii) we believe a products and activities approach for market-based finance will provide benefits to the financial system while avoiding negative consequences associated with the macroprudential measures that have been suggested.

I would be remiss if I didn't mention here that over the past decade markets regulators have broadened and deepened their oversight of asset managers and investment funds; from increased data collection, to closer supervision, to better coordination across jurisdictions which also changes our perspective on how to effectively address risk.

As a recent example, we have seen very close and continuous monitoring of funds by the CBI and the FCA during the Brexit discussions. This increased focus from markets regulators only adds credence to the products and activities approach, and validates the continued appropriateness of the securities markets regulatory toolkit to monitor and regulate non-bank finance.

Thank you again for this opportunity to discuss these important issues. Now I look forward to hearing the thoughts of my co-panelists.

Important notes

Revised and extended based on verbal remarks. Not intended to be a verbatim transcript. The opinions expressed herein are as of May 2019 and are subject to change at any time due to changes in the market, the economic or regulatory environment or for other reasons. The information in this speech should not be construed as research or relied upon in making investment decisions with respect to a specific company or security or be used as legal advice. Any reference to a specific company or security is for illustrative purposes and does not constitute a recommendation to buy, sell, hold or directly invest in the company or its securities, or an offer or invitation to anyone to invest in any BlackRock funds and has not been prepared in connection with any such offer. There is no guarantee that any forecasts made will come to pass. Reliance upon information in this material is at the sole discretion of the reader.

In the U.S., this material is intended for public distribution. **In the EU**, issued by BlackRock Investment Management (UK) Limited (authorised and regulated by the Financial Conduct Authority). Registered office: 12 Throgmorton Avenue, London, EC2N 2DL. Registered in England No. 2020394. Tel: 020 7743 3000. For your protection, telephone calls are usually recorded. BlackRock is a trading name of BlackRock Investment Management (UK) Limited. This material is for distribution to Professional Clients (as defined by the FCA Rules) and Qualified Investors and should not be relied upon by any other persons. For qualified investors in Switzerland, this material shall be exclusively made available to, and directed at, qualified investors as defined in the Swiss Collective Investment Schemes Act of 23 June 2006, as amended. Issued **in the Netherlands** by the Amsterdam branch office of BlackRock Investment Management (UK) Limited: Amstelplein 1, 1096 HA Amsterdam, Tel: 020 - 549 5200. **In South Africa**, please be advised that BlackRock Investment Management (UK) Limited is an authorised Financial Services provider with the South African Financial Services Board, FSP No. 43288. **In Dubai**: This information can be distributed in and from the Dubai International Financial Centre (DIFC) by BlackRock Advisors (UK) Limited – Dubai Branch which is regulated by the Dubai Financial Services Authority ('DFSA') and is only directed at 'Professional Clients' and no other person should rely upon the information contained within it. Neither the DFSA or any other authority or regulator located in the GCC or MENA region has approved this information. This information and associated materials have been provided to you at your express request, and for your exclusive use. This document is not intended for distribution to, or use by, any person or entity in any jurisdiction or country where such distribution would be unlawful under the securities laws of such. Any distribution, by whatever means, of this document and related material to persons other than those referred to above is strictly prohibited. **In Singapore**, this is issued by BlackRock (Singapore) Limited (Co. registration no. 200010143N). **In Hong Kong**, this material is issued by BlackRock Asset Management North Asia Limited and has not been reviewed by the Securities and Futures Commission of Hong Kong. **In Korea**, this material is for Professional Investors only. **In Japan**, this is issued by BlackRock Japan. Co., Ltd. (Financial Instruments Business Operator: The Kanto Regional Financial Bureau. License No375, Association Memberships: Japan Investment Advisers Association, the Investment Trusts Association, Japan, Japan Securities Dealers Association, Type II Financial Instruments Firms Association.) for Professional Investors only (Professional Investor is defined in Financial Instruments and Exchange Act). **In Taiwan**, independently operated by BlackRock Investment Management (Taiwan) Limited. Address: 28/F, No. 95, Tun Hwa South Road, Section 2, Taipei 106, Taiwan. Tel: (02)23261600. **In Australia**, issued by BlackRock Investment Management (Australia) Limited ABN 13 006 165 975, AFSL 230 523 (BIMAL). This material is not a securities recommendation or an offer or solicitation with respect to the purchase or sale of any securities in any jurisdiction. The material provides general information only and does not take into account your individual objectives, financial situation, needs or circumstances. Before making any investment decision, you should therefore assess whether the material is appropriate for you and obtain financial advice tailored to you having regard to your individual objectives, financial situation, needs and circumstances. BIMAL, its officers, employees and agents believe that the information in this material and the sources on which it is based (which may be sourced from third parties) are correct as at the date of publication. While every care has been taken in the preparation of this material, no warranty of accuracy or reliability is given and no responsibility for the information is accepted by BIMAL, its officers, employees or agents. Any investment is subject to investment risk, including delays on the payment of withdrawal proceeds and the loss of income or the principal invested. While any forecasts, estimates and opinions in this material are made on a reasonable basis, actual future results and operations may differ materially from the forecasts, estimates and opinions set out in this material. No guarantee as to the repayment of capital or the performance of any product or rate of return referred to in this material is made by BIMAL or any entity in the BlackRock group of companies. **In China**, this material may not be distributed to individuals resident in the People's Republic of China ("PRC", for such purposes, excluding Hong Kong, Macau and Taiwan) or entities registered in the PRC unless such parties have received all the required PRC government approvals to participate in any investment or receive any investment advisory or investment management services. For **other APAC countries**, this material is issued for Institutional Investors only (or professional/sophisticated/qualified investors, as such term may apply in local jurisdictions) and does not constitute investment advice or an offer or solicitation to purchase or sell in any securities, BlackRock funds or any investment strategy nor shall any securities be offered or sold to any person in any jurisdiction in which an offer, solicitation, purchase or sale would be unlawful under the securities laws of such jurisdiction. **In Canada**, this material is intended for permitted clients only. **In Latin America and Iberia**, this material is for educational purposes only and does not constitute investment advice nor an offer or solicitation to sell or a solicitation of an offer to buy any shares of any fund (nor shall any such shares be offered or sold to any person) in any jurisdiction in which an offer, solicitation, purchase or sale would be unlawful under the securities law of that jurisdiction. If any funds are mentioned or referred to in this material, it is possible that some or all of the funds have not been registered with the securities regulator of Brazil, Chile, Colombia, Mexico, Panama, Peru, Portugal, Spain, Uruguay or any other securities regulator in any Latin American country and thus might not be publicly offered within any such country. The securities regulators of such countries have not confirmed the accuracy of any information contained herein. The information provided here is neither tax nor legal advice.

No part of this material may be copied, photocopied or duplicated in any form by any means, or redistributed without the prior written consent of BlackRock Inc.

©2019 BlackRock, Inc. All Rights Reserved. BLACKROCK is a registered trademark of BlackRock, Inc. All other trademarks are those of their respective owners